



Report No.:

Test Time: 2026-04-06 17:50

Luminaire Property

Luminaire Manufacturer:

Luminaire Category: 应急灯

Lamp Catalog: LED

Number of Lamps: 6

Luminous Width (mm): 120

Current: 0.000 A

Power Factor: 0.000

Luminaire Description: CM-118 (不带字)

Lamp Description: F5椭圆白灯

Luminous Length (mm): 330

Voltage: 0.0 V

Power: 0.00 W

Photometric Results

CIE Class: General Diffuse

Measurement Flux: 3 lm

Downward Ratio: 58%

Horizontal Diffuse Angle(50%): H108.3

Vertical Diffuse Angle(50%): V104.5

Luminaire Efficacy Rating (LER): 3.09

Max. Intensity: 1.03 cd

S/MH(C0/C180): 1.24

Total Rated Lamp Lumens: 3.0 lm

Efficiency: 100%


Upward Ratio: 42%

Central Intensity: 0.59 cd

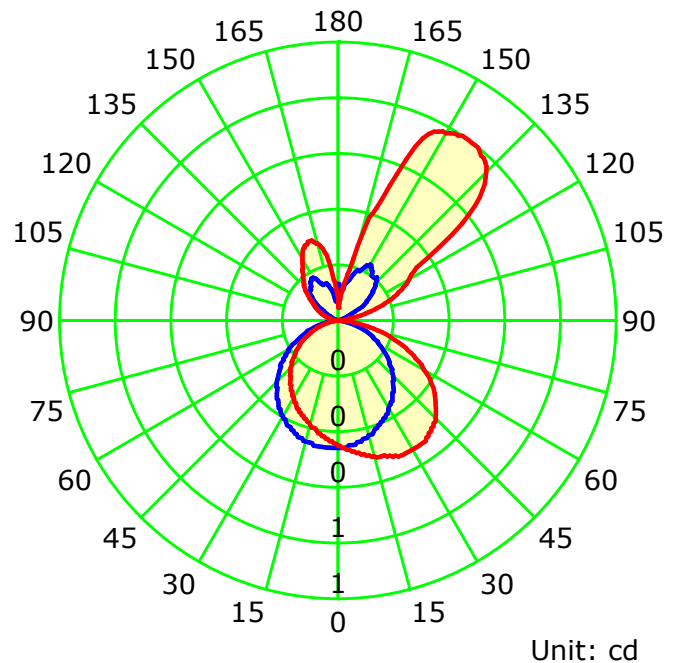
Pos of Max. Intensity: H90 V141

S/MH(C90/C270): 1.42

Picture Of Luminaire



Luminous Intensity Distribution Curve



— C0-C180 — C90-C270

C Plane (°):0.0-360.0: 90.0

Test Lab: mm

Test Type: TYPE C

Temperature: 20

Operator:

Gamma Plane (°):0.0-180.0:1.0

Test Device: GPM-1600

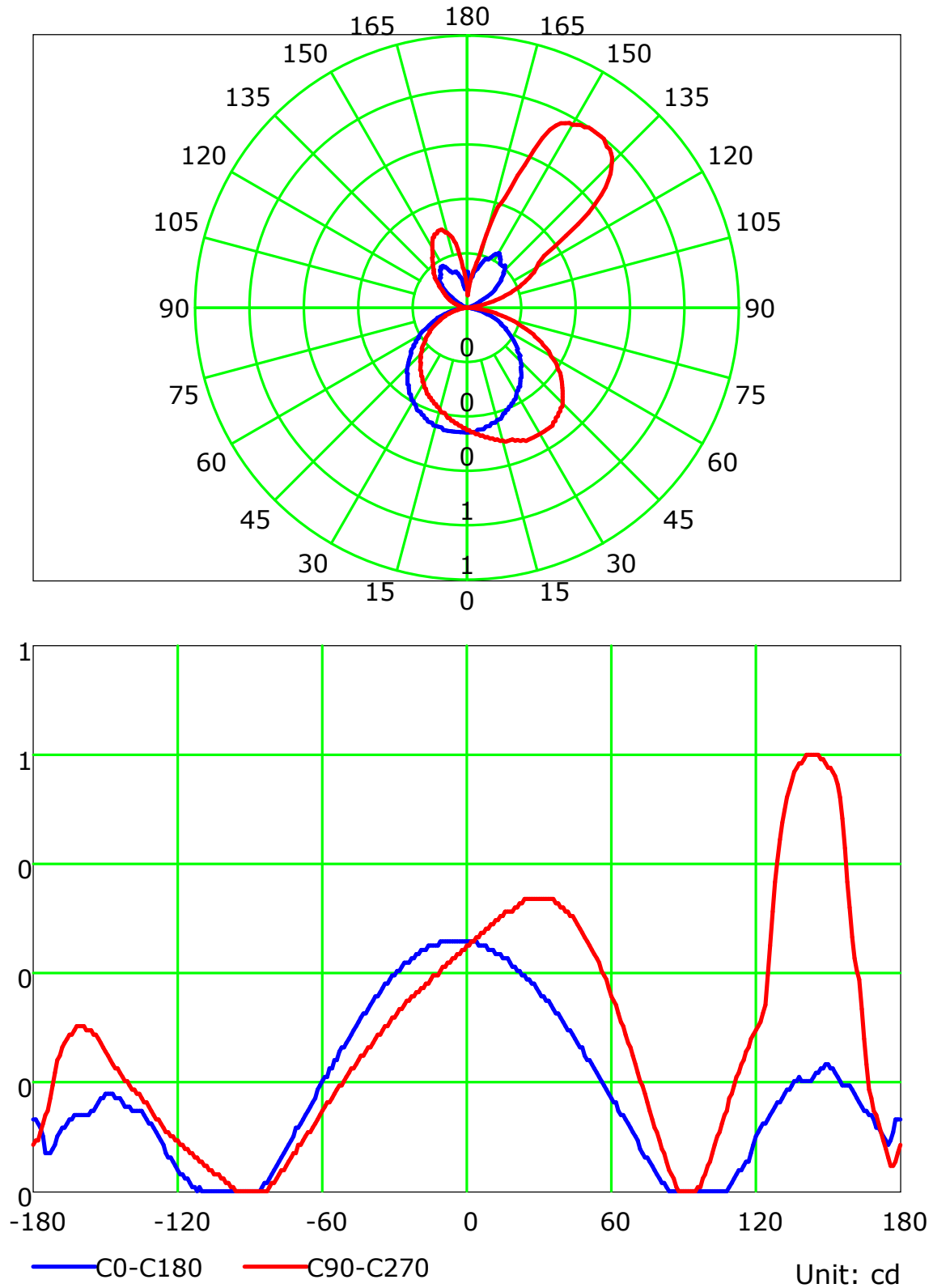
Distance: 4.456 m

Humidity:

Inspector:



Luminous Intensity Distribution Curve

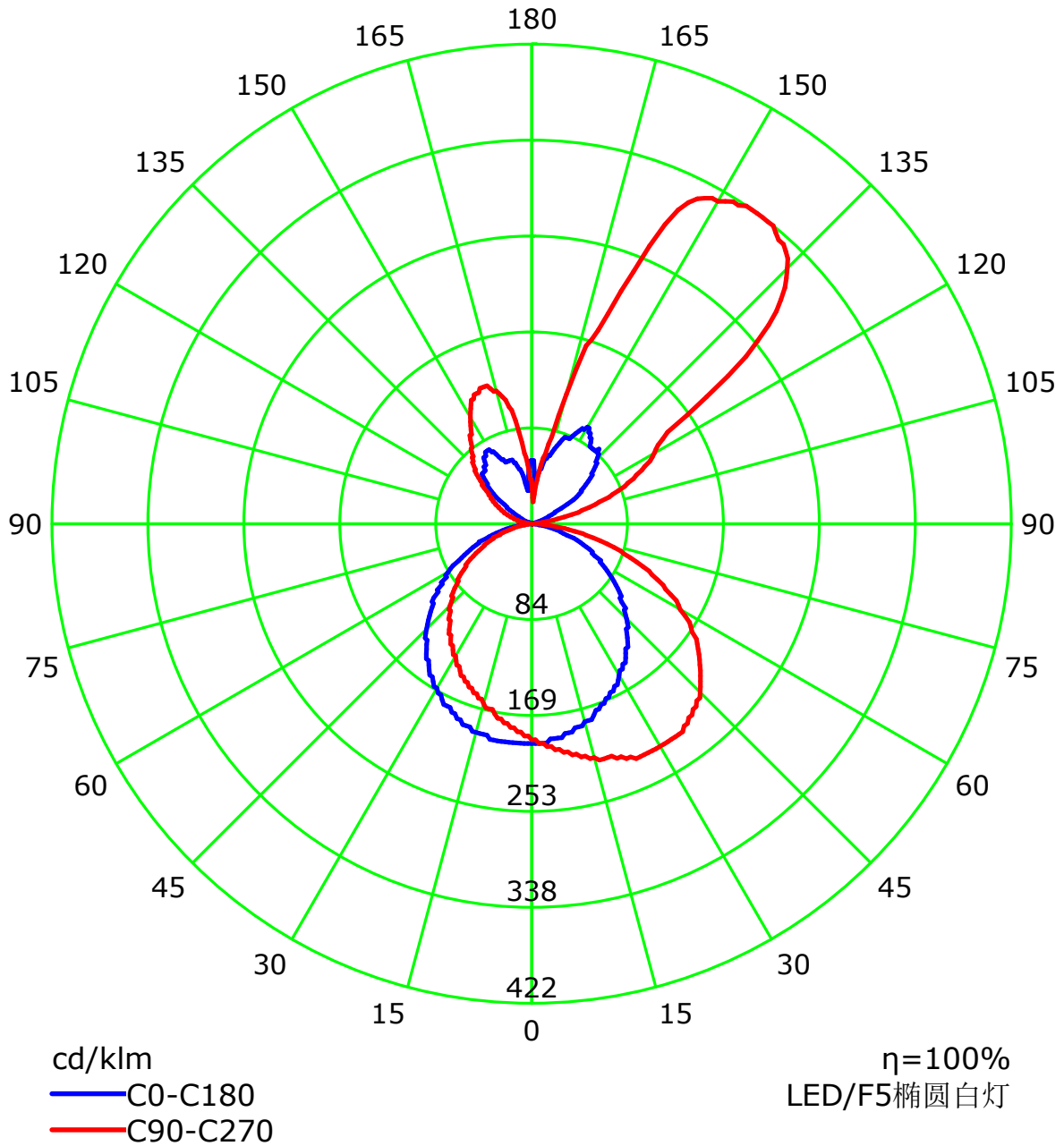


C Plane (°):0.0-360.0: 90.0
Test Lab: mm
Test Type: TYPE C
Temperature: 20
Operator:

Gamma Plane (°):0.0-180.0:1.0
Test Device: GPM-1600
Distance: 4.456 m
Humidity:
Inspector:



Luminous Intensity Distribution Curve(cd/klm)



C Plane (°):0.0-360.0: 90.0
Test Lab: mm
Test Type: TYPE C
Temperature: 20
Operator:

Gamma Plane (°):0.0-180.0:1.0
Test Device: GPM-1600
Distance: 4.456 m
Humidity:
Inspector:



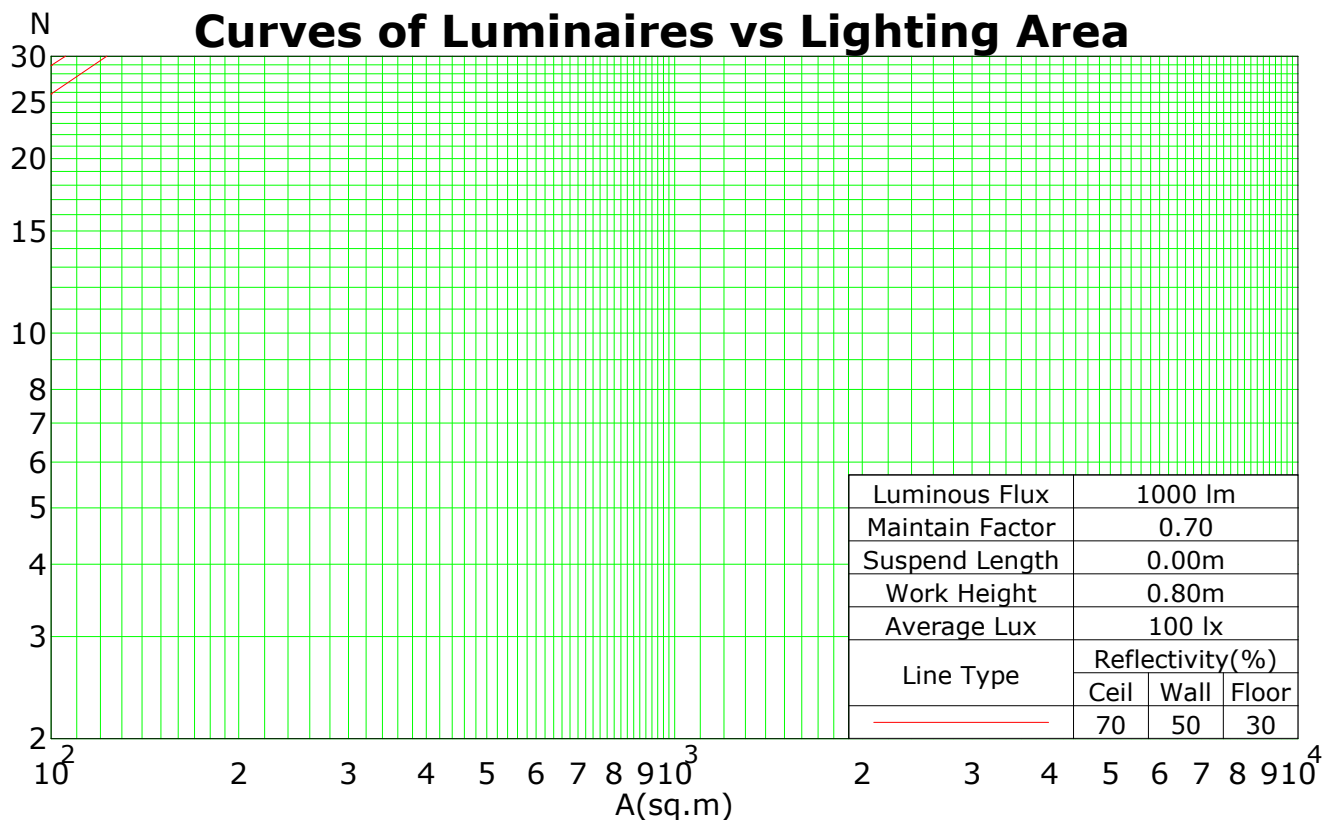
Coefficients Of Utilization - Zonal Cavity Method

RC	0.8	0.8	0.8	0.8	0.7	0.7	0.7	0.7	0.5	0.5	0.5	0.3	0.3	0.3	0.1	0.1	0.1	0
RW	0.7	0.5	0.3	0.1	0.7	0.5	0.3	0.1	0.5	0.3	0.1	0.5	0.3	0.1	0.5	0.3	0.1	0
RCR	RF = 0.2																	
0	109	109	109	109	102	102	102	102	88	88	88	75	75	75	64	64	64	58
1	100	95	91	88	93	89	85	82	77	74	72	66	64	63	56	55	54	49
2	91	83	77	71	84	77	72	67	67	63	59	58	55	52	49	47	45	41
3	82	73	65	59	76	68	61	56	59	54	50	51	47	44	43	40	38	34
4	75	64	56	50	70	60	53	47	52	47	42	45	41	37	39	35	32	29
5	69	57	49	42	64	53	46	40	47	41	36	40	36	32	35	31	28	25
6	63	51	43	37	59	48	40	35	42	36	31	36	32	28	31	27	25	22
7	59	46	38	32	54	43	36	31	38	32	28	33	28	25	28	25	22	19
8	54	42	34	28	51	39	32	27	35	29	24	30	25	22	26	22	19	17
9	51	38	30	25	47	36	29	24	32	26	22	28	23	20	24	20	17	15
10	47	35	27	22	44	33	26	22	29	23	20	26	21	18	22	18	16	14

Spacing Criteria (0-180): 1.24

Spacing Criteria (90-270): 1.42

Spacing Criteria (Diagonal): 1.43



C Plane (°):0.0-360.0: 90.0

Test Lab: mm

Test Type: TYPE C

Temperature: 20

Operator:

Gamma Plane (°):0.0-180.0:1.0

Test Device: GPM-1600

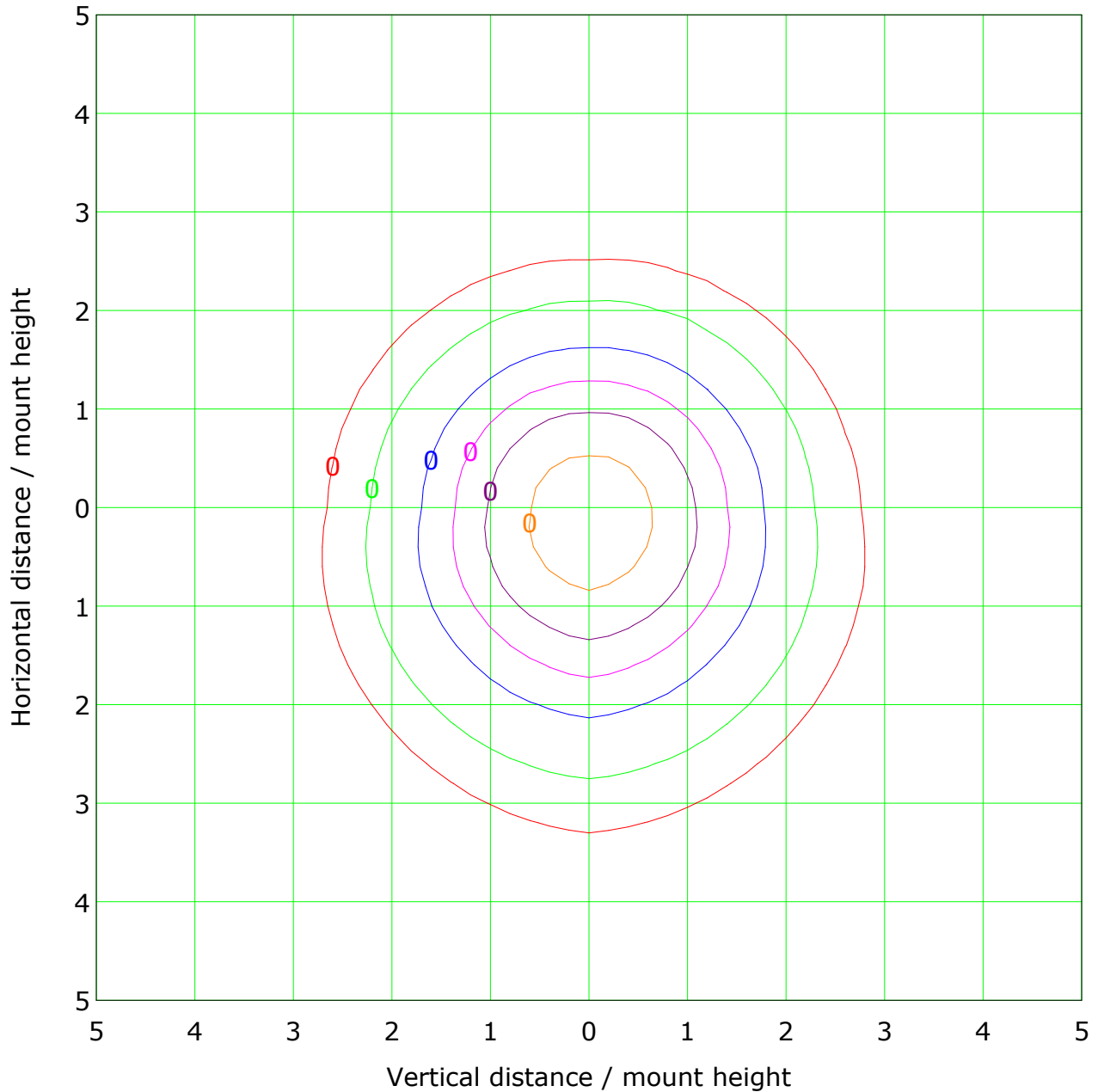
Distance: 4.456 m

Humidity:

Inspector:



IsoLux Plot



Mounting Height: 10.0m Max Lux(100%): 0.0 lx

(1%): 0.0 lx	(2%): 0.0 lx
(5%): 0.0 lx	(10%): 0.0 lx
(20%): 0.0 lx	(50%): 0.0 lx
(100%): 0.0 lx	

C Plane (°):0.0-360.0: 90.0
Test Lab: mm
Test Type: TYPE C
Temperature: 20
Operator:

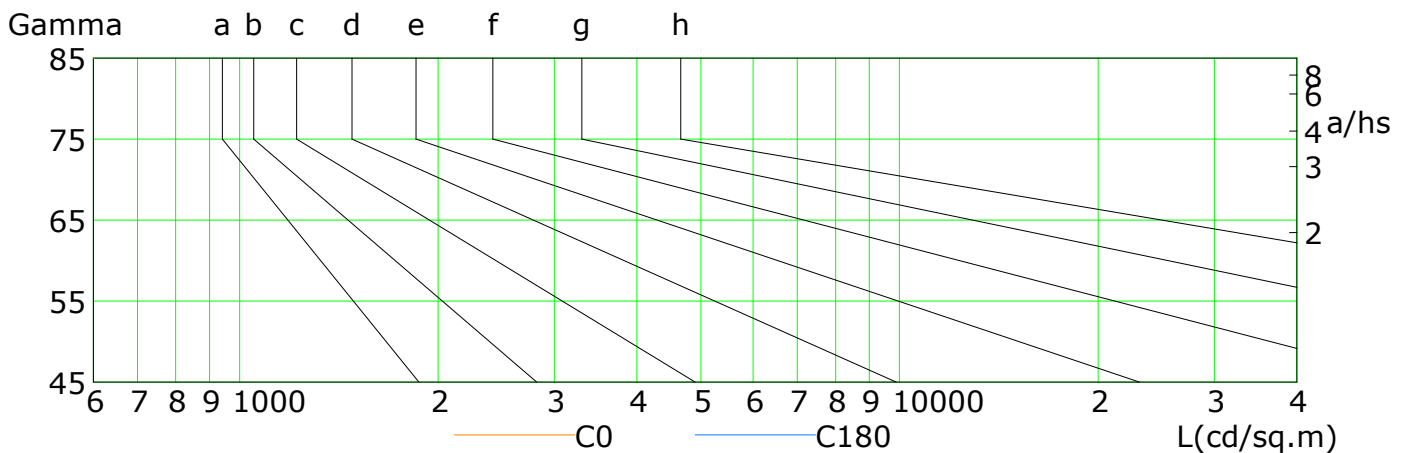
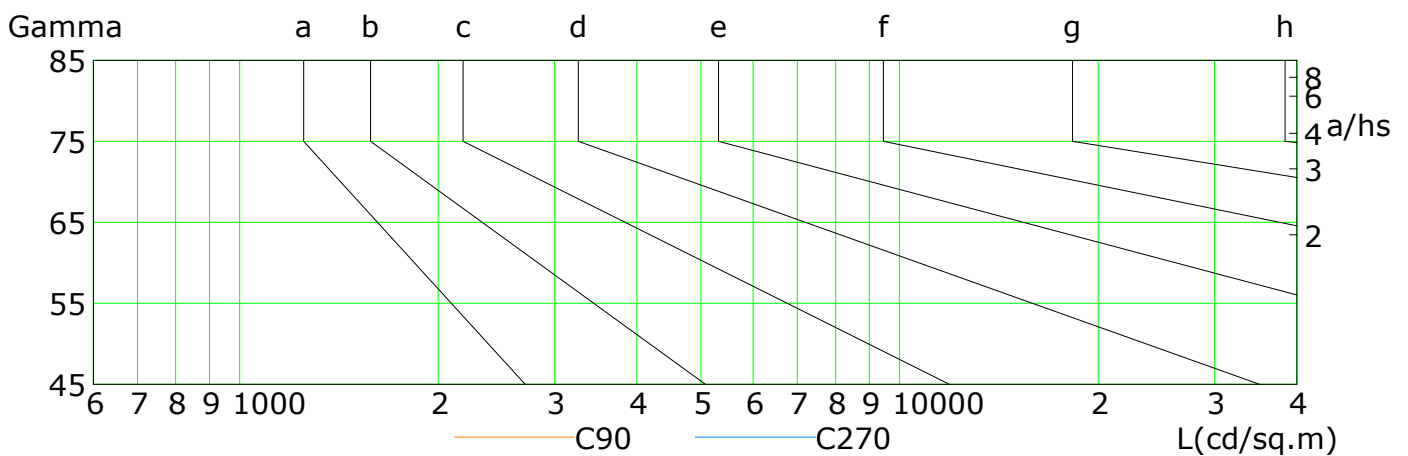
Gamma Plane (°):0.0-180.0:1.0
Test Device: GPM-1600
Distance: 4.456 m
Humidity:
Inspector:



Lum Limit Curve

Dazzle	Quality	Illuminance (lx)							
1.15	A	2000	1000	500	<=300				
1.50	B		2000	1000	500	<=300			
1.85	C			2000	1000	500	<=300		
2.20	D				2000	1000	500	<=300	
2.55	E					2000	1000	500	<=300

a b c d e f g h



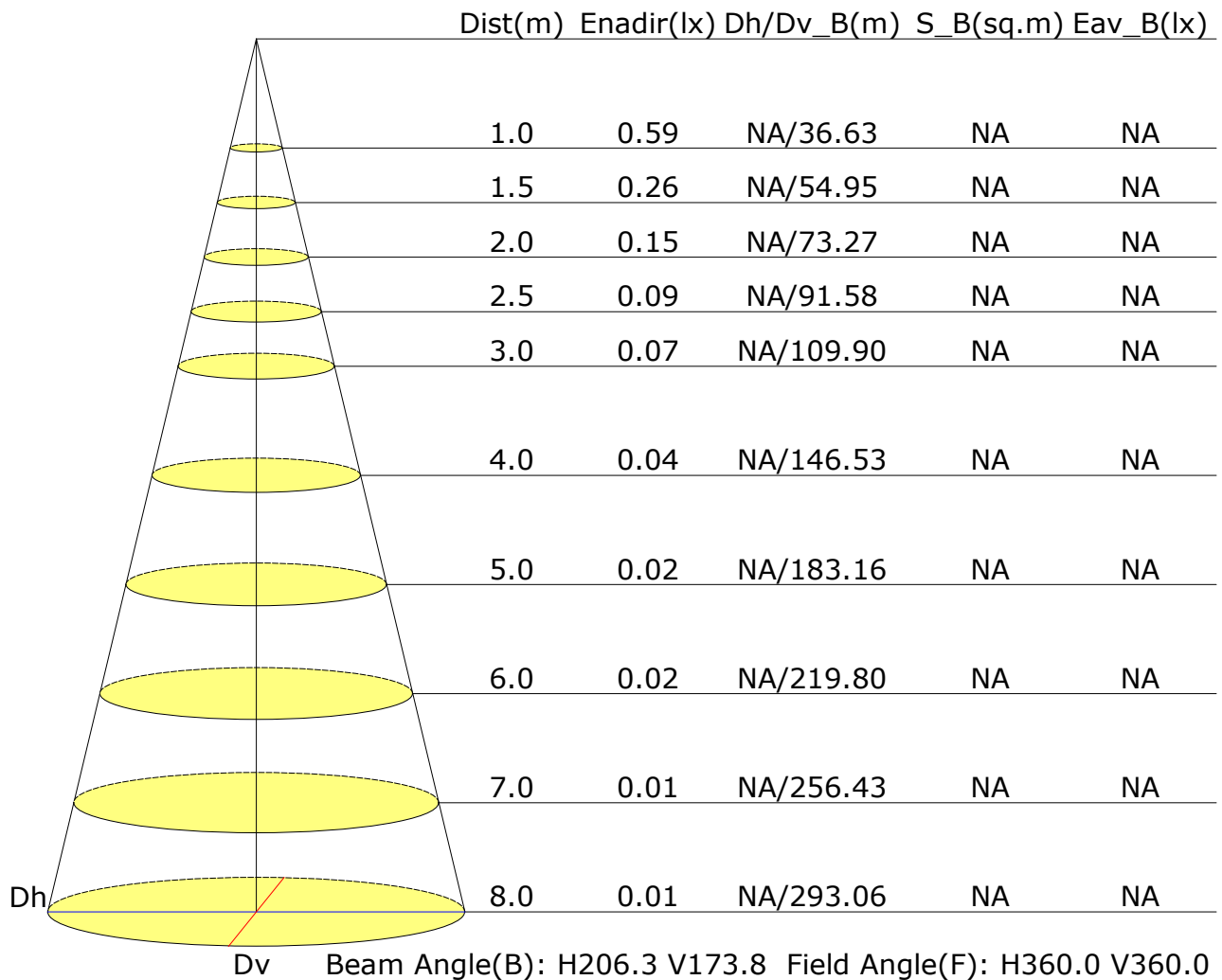
L(cd/sq.m)	G45	G50	G55	G60	G65	G70	G75	G80	G85
C0	13	12	12	11	11	10	8	4	0
C90	23	23	24	23	23	22	20	17	12
C180	14	14	14	13	12	11	10	7	3
C270	11	11	10	10	8	8	6	3	0

C Plane (°):0.0-360.0: 90.0
 Test Lab: mm
 Test Type: TYPE C
 Temperature: 20
 Operator:

Gamma Plane (°):0.0-180.0:1.0
 Test Device: GPM-1600
 Distance: 4.456 m
 Humidity:
 Inspector:

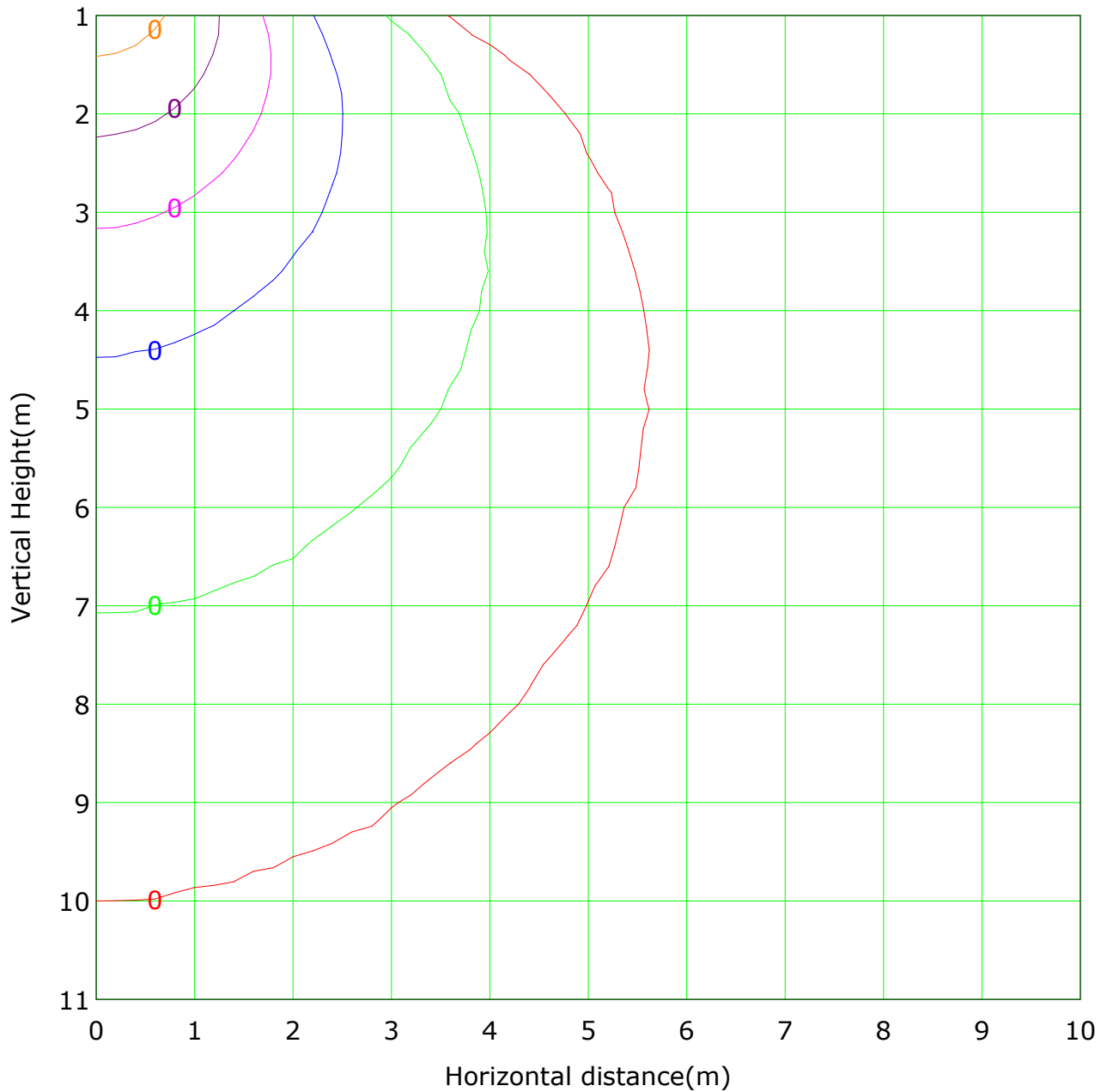


Illuminance at a Distance





Vertical IsoLux Plot



Lowest(m): 1.0m Highest(m): 11.0m Max Lux: 0.6 lx
— (1%): 0.0 lx — (2%): 0.0 lx
— (5%): 0.0 lx — (10%): 0.1 lx
— (20%): 0.1 lx — (50%): 0.3 lx
— (100%): 0.6 lx

C Plane (°):0.0-360.0: 90.0
Test Lab: mm
Test Type: TYPE C
Temperature: 20
Operator:

Gamma Plane (°):0.0-180.0:1.0
Test Device: GPM-1600
Distance: 4.456 m
Humidity:
Inspector:



Area Flux Table

Unit: lm

		Vertical plane																				
		-90	-80	-70	-60	-50	-40	-30	-20	-10	0	10	20	30	40	50	60	70	80	90	Flux(T)	Flux(E)
Horizontal plane	-90	0.0	0.0	0.0	0.0	0.1	0.1	0.1	0.1	0.2	0.2	0.2	0.2	0.2	0.1	0.1	0.0	0.0	0.0	0.0	2	2
	-80	0.0	0.0	0.0	0.0	0.0	0.0	0.0	0.0	0.0	0.0	0.0	0.0	0.0	0.0	0.0	0.0	0.0	0.0	0.0		
	-70	0.0	0.0	0.0	0.0	0.0	0.0	0.0	0.0	0.0	0.0	0.0	0.0	0.0	0.0	0.0	0.0	0.0	0.0	0.0	0.0	
	-60	0.0	0.0	0.0	0.0	0.0	0.0	0.0	0.0	0.0	0.0	0.0	0.0	0.0	0.0	0.0	0.0	0.0	0.0	0.0	0.0	
	-50	0.0	0.0	0.0	0.0	0.0	0.0	0.0	0.0	0.0	0.0	0.0	0.0	0.0	0.0	0.0	0.0	0.0	0.0	0.0	0.1	0.1
	-40	0.0	0.0	0.0	0.0	0.0	0.0	0.0	0.0	0.0	0.0	0.0	0.0	0.0	0.0	0.0	0.0	0.0	0.0	0.0	0.1	0.1
	-30	0.0	0.0	0.0	0.0	0.0	0.0	0.0	0.0	0.0	0.0	0.0	0.0	0.0	0.0	0.0	0.0	0.0	0.0	0.0	0.1	0.1
	-20	0.0	0.0	0.0	0.0	0.0	0.0	0.0	0.0	0.0	0.0	0.0	0.0	0.0	0.0	0.0	0.0	0.0	0.0	0.0	0.1	0.1
	-10	0.0	0.0	0.0	0.0	0.0	0.0	0.0	0.0	0.0	0.0	0.0	0.0	0.0	0.0	0.0	0.0	0.0	0.0	0.0	0.1	0.1
	0	0.0	0.0	0.0	0.0	0.0	0.0	0.0	0.0	0.0	0.0	0.0	0.0	0.0	0.0	0.0	0.0	0.0	0.0	0.0	0.2	0.2
	10	0.0	0.0	0.0	0.0	0.0	0.0	0.0	0.0	0.0	0.0	0.0	0.0	0.0	0.0	0.0	0.0	0.0	0.0	0.0	0.2	0.2
	20	0.0	0.0	0.0	0.0	0.0	0.0	0.0	0.0	0.0	0.0	0.0	0.0	0.0	0.0	0.0	0.0	0.0	0.0	0.0	0.2	0.2
	30	0.0	0.0	0.0	0.0	0.0	0.0	0.0	0.0	0.0	0.0	0.0	0.0	0.0	0.0	0.0	0.0	0.0	0.0	0.0	0.2	0.2
	40	0.0	0.0	0.0	0.0	0.0	0.0	0.0	0.0	0.0	0.0	0.0	0.0	0.0	0.0	0.0	0.0	0.0	0.0	0.0	0.1	0.1
	50	0.0	0.0	0.0	0.0	0.0	0.0	0.0	0.0	0.0	0.0	0.0	0.0	0.0	0.0	0.0	0.0	0.0	0.0	0.0	0.1	0.1
	60	0.0	0.0	0.0	0.0	0.0	0.0	0.0	0.0	0.0	0.0	0.0	0.0	0.0	0.0	0.0	0.0	0.0	0.0	0.0	0.1	0.1
	70	0.0	0.0	0.0	0.0	0.0	0.0	0.0	0.0	0.0	0.0	0.0	0.0	0.0	0.0	0.0	0.0	0.0	0.0	0.0	0.0	0.0
	80	0.0	0.0	0.0	0.0	0.0	0.0	0.0	0.0	0.0	0.0	0.0	0.0	0.0	0.0	0.0	0.0	0.0	0.0	0.0	0.0	0.0
	90	0.0	0.0	0.0	0.0	0.1	0.1	0.1	0.1	0.2	0.2	0.2	0.2	0.2	0.1	0.1	0.0	0.0	0.0	0.0	0.0	0.0

C Plane (°):0.0-360.0: 90.0
Test Lab: mm
Test Type: TYPE C
Temperature: 20
Operator:

Gamma Plane (°):0.0-180.0:1.0
Test Device: GPM-1600
Distance: 4.456 m
Humidity:
Inspector:



UGR Table

Reflectance:										
Ceiling (cavity)	0.7	0.7	0.5	0.5	0.3	0.7	0.7	0.5	0.5	0.3
Wall	0.5	0.3	0.5	0.3	0.3	0.5	0.3	0.5	0.3	0.3
Reference plane	0.2	0.2	0.2	0.2	0.2	0.2	0.2	0.2	0.2	0.2
Room dimensions	Viewed crosswise					Viewed endwise				
X=2H Y=2H	-5.5	-4.6	-4.7	-3.8	-2.8	-3.7	-2.8	-2.9	-2.0	-1.0
3H	-4.3	-3.5	-3.4	-2.6	-1.6	-2.1	-1.3	-1.3	-0.5	0.6
4H	-3.9	-3.2	-3.1	-2.3	-1.3	-1.5	-0.7	-0.6	0.1	1.2
6H	-3.8	-3.1	-3.0	-2.3	-1.2	-1.1	-0.4	-0.2	0.4	1.5
8H	-3.9	-3.2	-3.0	-2.3	-1.2	-1.0	-0.4	-0.1	0.5	1.6
12H	-3.9	-3.3	-3.0	-2.4	-1.3	-1.0	-0.4	-0.1	0.5	1.6
X=4H Y=2H	-4.7	-4.0	-3.9	-3.1	-2.1	-3.4	-2.6	-2.5	-1.8	-0.7
3H	-3.4	-2.7	-2.5	-1.9	-0.7	-1.6	-1.0	-0.7	-0.1	1.0
4H	-2.9	-2.4	-2.0	-1.5	-0.4	-0.9	-0.3	0.0	0.6	1.7
6H	-2.8	-2.3	-1.8	-1.4	-0.2	-0.4	0.1	0.5	1.0	2.2
8H	-2.8	-2.3	-1.9	-1.4	-0.2	-0.3	0.2	0.7	1.1	2.3
12H	-2.9	-2.5	-1.9	-1.5	-0.3	-0.2	0.1	0.7	1.1	2.3
X=8H Y=4H	-2.7	-2.2	-1.7	-1.3	-0.1	-0.8	-0.4	0.1	0.5	1.7
6H	-2.4	-2.1	-1.5	-1.1	0.1	-0.3	0.1	0.7	1.0	2.3
8H	-2.4	-2.1	-1.4	-1.1	0.1	-0.1	0.2	0.9	1.2	2.4
12H	-2.5	-2.2	-1.5	-1.2	0.0	-0.0	0.3	1.0	1.2	2.5
X=12H Y=4H	-2.7	-2.3	-1.7	-1.4	-0.2	-0.9	-0.5	0.1	0.5	1.6
6H	-2.4	-2.1	-1.4	-1.1	0.1	-0.3	0.0	0.7	1.0	2.2
8H	-2.4	-2.1	-1.4	-1.1	0.1	-0.1	0.2	0.9	1.1	2.4
Variations with the observer position at spacings:										
S=1.0H	+0.2/-0.2					+0.4/-0.4				
S=1.5H	+0.4/-0.6					+0.8/-1.0				
S=2.0H	+0.6/-1.2					+1.2/-1.7				

Calculate in accordance with CIE Pub.117. The table is revised with 3Im ($8\log(F/F_0) = -20.1$).

C Plane (°):0.0-360.0: 90.0
 Test Lab: mm
 Test Type: TYPE C
 Temperature: 20
 Operator:

Gamma Plane (°):0.0-180.0:1.0
 Test Device: GPM-1600
 Distance: 4.456 m
 Humidity:
 Inspector:



Zonal Lumen

Gamma [°]	I _{mean} [cd]	Zonal Flux [lm]	Sum Zonal Flux [lm]	Rel Zonal Flux [%]	Sum Rel Zonal Flux [%]
0.0-1.0	0.6	0.0	0.0	0.02	0.02
1.0-2.0	0.6	0.0	0.0	0.06	0.07
2.0-3.0	0.6	0.0	0.0	0.09	0.17
3.0-4.0	0.6	0.0	0.0	0.13	0.29
4.0-5.0	0.6	0.0	0.0	0.16	0.46
5.0-6.0	0.6	0.0	0.0	0.20	0.66
6.0-7.0	0.6	0.0	0.0	0.24	0.90
7.0-8.0	0.6	0.0	0.0	0.27	1.17
8.0-9.0	0.6	0.0	0.0	0.31	1.48
9.0-10.0	0.6	0.0	0.1	0.34	1.82
10.0-11.0	0.6	0.0	0.1	0.38	2.20
11.0-12.0	0.6	0.0	0.1	0.41	2.62
12.0-13.0	0.6	0.0	0.1	0.45	3.06
13.0-14.0	0.6	0.0	0.1	0.48	3.54
14.0-15.0	0.6	0.0	0.1	0.52	4.06
15.0-16.0	0.6	0.0	0.1	0.55	4.61
16.0-17.0	0.6	0.0	0.2	0.58	5.19
17.0-18.0	0.6	0.0	0.2	0.61	5.80
18.0-19.0	0.6	0.0	0.2	0.64	6.45
19.0-20.0	0.6	0.0	0.2	0.67	7.12
20.0-21.0	0.6	0.0	0.2	0.70	7.82
21.0-22.0	0.6	0.0	0.3	0.73	8.55
22.0-23.0	0.6	0.0	0.3	0.76	9.31
23.0-24.0	0.5	0.0	0.3	0.79	10.10
24.0-25.0	0.5	0.0	0.3	0.82	10.91
25.0-26.0	0.5	0.0	0.4	0.84	11.76
26.0-27.0	0.5	0.0	0.4	0.87	12.62
27.0-28.0	0.5	0.0	0.4	0.89	13.51
28.0-29.0	0.5	0.0	0.4	0.91	14.42
29.0-30.0	0.5	0.0	0.5	0.93	15.35
30.0-31.0	0.5	0.0	0.5	0.95	16.30
31.0-32.0	0.5	0.0	0.5	0.97	17.27
32.0-33.0	0.5	0.0	0.6	0.98	18.26
33.0-34.0	0.5	0.0	0.6	1.00	19.26
34.0-35.0	0.5	0.0	0.6	1.02	20.28
35.0-36.0	0.5	0.0	0.6	1.03	21.32

C Plane (°):0.0-360.0: 90.0
Test Lab: mm
Test Type: TYPE C
Temperature: 20
Operator:

Gamma Plane (°):0.0-180.0:1.0
Test Device: GPM-1600
Distance: 4.456 m
Humidity:
Inspector:



Zonal Lumen (Continue 1)

Gamma [°]	I _{mean} [cd]	Zonal Flux [lm]	Sum Zonal Flux [lm]	Rel Zonal Flux [%]	Sum Rel Zonal Flux [%]
36.0-37.0	0.5	0.0	0.7	1.04	22.36
37.0-38.0	0.5	0.0	0.7	1.06	23.41
38.0-39.0	0.5	0.0	0.7	1.07	24.48
39.0-40.0	0.5	0.0	0.8	1.07	25.55
40.0-41.0	0.5	0.0	0.8	1.07	26.62
41.0-42.0	0.5	0.0	0.8	1.08	27.70
42.0-43.0	0.4	0.0	0.9	1.08	28.78
43.0-44.0	0.4	0.0	0.9	1.09	29.87
44.0-45.0	0.4	0.0	0.9	1.09	30.96
45.0-46.0	0.4	0.0	1.0	1.09	32.05
46.0-47.0	0.4	0.0	1.0	1.08	33.13
47.0-48.0	0.4	0.0	1.0	1.08	34.20
48.0-49.0	0.4	0.0	1.1	1.07	35.27
49.0-50.0	0.4	0.0	1.1	1.05	36.33
50.0-51.0	0.4	0.0	1.1	1.05	37.37
51.0-52.0	0.4	0.0	1.2	1.04	38.41
52.0-53.0	0.4	0.0	1.2	1.03	39.45
53.0-54.0	0.4	0.0	1.2	1.02	40.46
54.0-55.0	0.3	0.0	1.3	1.00	41.46
55.0-56.0	0.3	0.0	1.3	0.98	42.44
56.0-57.0	0.3	0.0	1.3	0.96	43.40
57.0-58.0	0.3	0.0	1.3	0.94	44.34
58.0-59.0	0.3	0.0	1.4	0.92	45.27
59.0-60.0	0.3	0.0	1.4	0.90	46.16
60.0-61.0	0.3	0.0	1.4	0.87	47.03
61.0-62.0	0.3	0.0	1.5	0.85	47.88
62.0-63.0	0.3	0.0	1.5	0.82	48.70
63.0-64.0	0.2	0.0	1.5	0.78	49.48
64.0-65.0	0.2	0.0	1.5	0.75	50.23
65.0-66.0	0.2	0.0	1.6	0.73	50.96
66.0-67.0	0.2	0.0	1.6	0.70	51.66
67.0-68.0	0.2	0.0	1.6	0.67	52.32
68.0-69.0	0.2	0.0	1.6	0.63	52.96
69.0-70.0	0.2	0.0	1.6	0.60	53.56
70.0-71.0	0.2	0.0	1.6	0.56	54.12
71.0-72.0	0.2	0.0	1.7	0.52	54.64

C Plane (°):0.0-360.0: 90.0
Test Lab: mm
Test Type: TYPE C
Temperature: 20
Operator:

Gamma Plane (°):0.0-180.0:1.0
Test Device: GPM-1600
Distance: 4.456 m
Humidity:
Inspector:



Zonal Lumen (Continue 2)

Gamma [°]	I _{mean} [cd]	Zonal Flux [lm]	Sum Zonal Flux [lm]	Rel Zonal Flux [%]	Sum Rel Zonal Flux [%]
72.0-73.0	0.1	0.0	1.7	0.48	55.12
73.0-74.0	0.1	0.0	1.7	0.44	55.57
74.0-75.0	0.1	0.0	1.7	0.41	55.98
75.0-76.0	0.1	0.0	1.7	0.37	56.35
76.0-77.0	0.1	0.0	1.7	0.33	56.68
77.0-78.0	0.1	0.0	1.7	0.29	56.97
78.0-79.0	0.1	0.0	1.7	0.26	57.23
79.0-80.0	0.1	0.0	1.7	0.22	57.45
80.0-81.0	0.0	0.0	1.8	0.18	57.62
81.0-82.0	0.0	0.0	1.8	0.15	57.77
82.0-83.0	0.0	0.0	1.8	0.11	57.88
83.0-84.0	0.0	0.0	1.8	0.08	57.96
84.0-85.0	0.0	0.0	1.8	0.05	58.01
85.0-86.0	0.0	0.0	1.8	0.04	58.05
86.0-87.0	0.0	0.0	1.8	0.02	58.07
87.0-88.0	0.0	0.0	1.8	0.00	58.07
88.0-89.0	0.0	0.0	1.8	0.00	58.07
89.0-90.0	0.0	0.0	1.8	0.00	58.07
90.0-91.0	0.0	0.0	1.8	0.00	58.07
91.0-92.0	0.0	0.0	1.8	0.00	58.07
92.0-93.0	0.0	0.0	1.8	0.00	58.07
93.0-94.0	0.0	0.0	1.8	0.00	58.07
94.0-95.0	0.0	0.0	1.8	0.00	58.07
95.0-96.0	0.0	0.0	1.8	0.00	58.08
96.0-97.0	0.0	0.0	1.8	0.01	58.09
97.0-98.0	0.0	0.0	1.8	0.03	58.12
98.0-99.0	0.0	0.0	1.8	0.04	58.16
99.0-100.0	0.0	0.0	1.8	0.06	58.22
100.0-101.0	0.0	0.0	1.8	0.08	58.30
101.0-102.0	0.0	0.0	1.8	0.10	58.40
102.0-103.0	0.0	0.0	1.8	0.12	58.52
103.0-104.0	0.0	0.0	1.8	0.14	58.66
104.0-105.0	0.0	0.0	1.8	0.15	58.81
105.0-106.0	0.0	0.0	1.8	0.17	58.98
106.0-107.0	0.1	0.0	1.8	0.19	59.17
107.0-108.0	0.1	0.0	1.8	0.21	59.38

C Plane (°):0.0-360.0: 90.0
Test Lab: mm
Test Type: TYPE C
Temperature: 20
Operator:

Gamma Plane (°):0.0-180.0:1.0
Test Device: GPM-1600
Distance: 4.456 m
Humidity:
Inspector:



Zonal Lumen (Continue 3)

Gamma [°]	I _{mean} [cd]	Zonal Flux [lm]	Sum Zonal Flux [lm]	Rel Zonal Flux [%]	Sum Rel Zonal Flux [%]
108.0-109.0	0.1	0.0	1.8	0.23	59.61
109.0-110.0	0.1	0.0	1.8	0.26	59.87
110.0-111.0	0.1	0.0	1.8	0.29	60.15
111.0-112.0	0.1	0.0	1.8	0.31	60.47
112.0-113.0	0.1	0.0	1.9	0.34	60.80
113.0-114.0	0.1	0.0	1.9	0.36	61.16
114.0-115.0	0.1	0.0	1.9	0.38	61.54
115.0-116.0	0.1	0.0	1.9	0.41	61.95
116.0-117.0	0.1	0.0	1.9	0.43	62.39
117.0-118.0	0.1	0.0	1.9	0.46	62.84
118.0-119.0	0.2	0.0	1.9	0.49	63.33
119.0-120.0	0.2	0.0	1.9	0.51	63.84
120.0-121.0	0.2	0.0	2.0	0.54	64.38
121.0-122.0	0.2	0.0	2.0	0.56	64.94
122.0-123.0	0.2	0.0	2.0	0.58	65.53
123.0-124.0	0.2	0.0	2.0	0.60	66.13
124.0-125.0	0.2	0.0	2.0	0.64	66.77
125.0-126.0	0.2	0.0	2.1	0.71	67.48
126.0-127.0	0.3	0.0	2.1	0.78	68.26
127.0-128.0	0.3	0.0	2.1	0.84	69.10
128.0-129.0	0.3	0.0	2.1	0.89	69.99
129.0-130.0	0.3	0.0	2.2	0.93	70.92
130.0-131.0	0.4	0.0	2.2	0.96	71.88
131.0-132.0	0.4	0.0	2.2	0.99	72.87
132.0-133.0	0.4	0.0	2.2	1.01	73.88
133.0-134.0	0.4	0.0	2.3	1.02	74.90
134.0-135.0	0.4	0.0	2.3	1.03	75.94
135.0-136.0	0.4	0.0	2.3	1.04	76.98
136.0-137.0	0.4	0.0	2.4	1.04	78.02
137.0-138.0	0.4	0.0	2.4	1.03	79.05
138.0-139.0	0.4	0.0	2.4	1.02	80.06
139.0-140.0	0.4	0.0	2.5	1.00	81.07
140.0-141.0	0.4	0.0	2.5	1.00	82.06
141.0-142.0	0.4	0.0	2.5	0.98	83.05
142.0-143.0	0.4	0.0	2.6	0.97	84.01
143.0-144.0	0.4	0.0	2.6	0.96	84.97

C Plane (°):0.0-360.0: 90.0
Test Lab: mm
Test Type: TYPE C
Temperature: 20
Operator:

Gamma Plane (°):0.0-180.0:1.0
Test Device: GPM-1600
Distance: 4.456 m
Humidity:
Inspector:



Zonal Lumen (Continue 4)

Gamma [°]	I _{mean} [cd]	Zonal Flux [lm]	Sum Zonal Flux [lm]	Rel Zonal Flux [%]	Sum Rel Zonal Flux [%]
144.0-145.0	0.5	0.0	2.6	0.95	85.91
145.0-146.0	0.5	0.0	2.6	0.93	86.84
146.0-147.0	0.5	0.0	2.7	0.91	87.75
147.0-148.0	0.5	0.0	2.7	0.89	88.65
148.0-149.0	0.5	0.0	2.7	0.87	89.52
149.0-150.0	0.5	0.0	2.8	0.85	90.37
150.0-151.0	0.5	0.0	2.8	0.82	91.19
151.0-152.0	0.5	0.0	2.8	0.80	91.99
152.0-153.0	0.5	0.0	2.8	0.77	92.75
153.0-154.0	0.5	0.0	2.8	0.73	93.48
154.0-155.0	0.4	0.0	2.9	0.69	94.17
155.0-156.0	0.4	0.0	2.9	0.64	94.81
156.0-157.0	0.4	0.0	2.9	0.60	95.41
157.0-158.0	0.4	0.0	2.9	0.54	95.95
158.0-159.0	0.4	0.0	2.9	0.50	96.45
159.0-160.0	0.4	0.0	2.9	0.46	96.91
160.0-161.0	0.3	0.0	3.0	0.41	97.33
161.0-162.0	0.3	0.0	3.0	0.38	97.71
162.0-163.0	0.3	0.0	3.0	0.35	98.06
163.0-164.0	0.3	0.0	3.0	0.31	98.37
164.0-165.0	0.3	0.0	3.0	0.27	98.64
165.0-166.0	0.3	0.0	3.0	0.24	98.88
166.0-167.0	0.2	0.0	3.0	0.20	99.08
167.0-168.0	0.2	0.0	3.0	0.18	99.26
168.0-169.0	0.2	0.0	3.0	0.15	99.41
169.0-170.0	0.2	0.0	3.0	0.13	99.54
170.0-171.0	0.2	0.0	3.0	0.11	99.65
171.0-172.0	0.2	0.0	3.0	0.09	99.74
172.0-173.0	0.1	0.0	3.0	0.07	99.81
173.0-174.0	0.1	0.0	3.0	0.05	99.86
174.0-175.0	0.1	0.0	3.0	0.04	99.90
175.0-176.0	0.1	0.0	3.0	0.03	99.94
176.0-177.0	0.1	0.0	3.0	0.03	99.96
177.0-178.0	0.1	0.0	3.0	0.02	99.98
178.0-179.0	0.1	0.0	3.0	0.01	100.00
179.0-180.0	0.1	0.0	3.0	0.00	100.00

C Plane (°):0.0-360.0: 90.0
Test Lab: mm
Test Type: TYPE C
Temperature: 20
Operator:

Gamma Plane (°):0.0-180.0:1.0
Test Device: GPM-1600
Distance: 4.456 m
Humidity:
Inspector:



Candlepower Table

Unit: cd

G\C	C0.0	C90.0	C180.0	C270.0	C360.0					
G0.0	0.6	0.6	0.6	0.6	0.6					
G1.0	0.6	0.6	0.6	0.6	0.6					
G2.0	0.6	0.6	0.6	0.6	0.6					
G3.0	0.6	0.6	0.6	0.6	0.6					
G4.0	0.6	0.6	0.6	0.6	0.6					
G5.0	0.6	0.6	0.6	0.6	0.6					
G6.0	0.6	0.6	0.6	0.6	0.6					
G7.0	0.6	0.6	0.6	0.5	0.6					
G8.0	0.6	0.6	0.6	0.5	0.6					
G9.0	0.6	0.6	0.6	0.5	0.6					
G10.0	0.6	0.6	0.6	0.5	0.6					
G11.0	0.6	0.6	0.6	0.5	0.6					
G12.0	0.6	0.6	0.6	0.5	0.6					
G13.0	0.6	0.6	0.6	0.5	0.6					
G14.0	0.6	0.6	0.6	0.5	0.6					
G15.0	0.6	0.6	0.6	0.5	0.6					
G16.0	0.6	0.7	0.6	0.5	0.6					
G17.0	0.6	0.7	0.6	0.5	0.6					
G18.0	0.5	0.7	0.6	0.5	0.5					
G19.0	0.5	0.7	0.6	0.5	0.5					
G20.0	0.5	0.7	0.6	0.5	0.5					
G21.0	0.5	0.7	0.6	0.5	0.5					
G22.0	0.5	0.7	0.6	0.5	0.5					
G23.0	0.5	0.7	0.6	0.5	0.5					
G24.0	0.5	0.7	0.5	0.4	0.5					
G25.0	0.5	0.7	0.5	0.4	0.5					
G26.0	0.5	0.7	0.5	0.4	0.5					
G27.0	0.5	0.7	0.5	0.4	0.5					
G28.0	0.5	0.7	0.5	0.4	0.5					
G29.0	0.5	0.7	0.5	0.4	0.5					
G30.0	0.5	0.7	0.5	0.4	0.5					
G31.0	0.5	0.7	0.5	0.4	0.5					
G32.0	0.5	0.7	0.5	0.4	0.5					
G33.0	0.4	0.7	0.5	0.4	0.4					
G34.0	0.4	0.7	0.5	0.4	0.4					
G35.0	0.4	0.7	0.5	0.4	0.4					
G36.0	0.4	0.7	0.5	0.4	0.4					

C Plane (°):0.0-360.0: 90.0
Test Lab: mm
Test Type: TYPE C
Temperature: 20
Operator:

Gamma Plane (°):0.0-180.0:1.0
Test Device: GPM-1600
Distance: 4.456 m
Humidity:
Inspector:



Candlepower Table (Continue 1)

Unit: cd

G\C	C0.0	C90.0	C180.0	C270.0	C360.0					
G37.0	0.4	0.7	0.5	0.4	0.4					
G38.0	0.4	0.7	0.5	0.4	0.4					
G39.0	0.4	0.7	0.4	0.3	0.4					
G40.0	0.4	0.7	0.4	0.3	0.4					
G41.0	0.4	0.7	0.4	0.3	0.4					
G42.0	0.4	0.7	0.4	0.3	0.4					
G43.0	0.4	0.6	0.4	0.3	0.4					
G44.0	0.4	0.6	0.4	0.3	0.4					
G45.0	0.4	0.6	0.4	0.3	0.4					
G46.0	0.3	0.6	0.4	0.3	0.3					
G47.0	0.3	0.6	0.4	0.3	0.3					
G48.0	0.3	0.6	0.4	0.3	0.3					
G49.0	0.3	0.6	0.4	0.3	0.3					
G50.0	0.3	0.6	0.3	0.3	0.3					
G51.0	0.3	0.6	0.3	0.3	0.3					
G52.0	0.3	0.6	0.3	0.3	0.3					
G53.0	0.3	0.6	0.3	0.3	0.3					
G54.0	0.3	0.6	0.3	0.2	0.3					
G55.0	0.3	0.5	0.3	0.2	0.3					
G56.0	0.3	0.5	0.3	0.2	0.3					
G57.0	0.3	0.5	0.3	0.2	0.3					
G58.0	0.2	0.5	0.3	0.2	0.2					
G59.0	0.2	0.5	0.3	0.2	0.2					
G60.0	0.2	0.5	0.3	0.2	0.2					
G61.0	0.2	0.4	0.3	0.2	0.2					
G62.0	0.2	0.4	0.2	0.2	0.2					
G63.0	0.2	0.4	0.2	0.2	0.2					
G64.0	0.2	0.4	0.2	0.2	0.2					
G65.0	0.2	0.4	0.2	0.1	0.2					
G66.0	0.2	0.4	0.2	0.1	0.2					
G67.0	0.2	0.3	0.2	0.1	0.2					
G68.0	0.2	0.3	0.2	0.1	0.2					
G69.0	0.1	0.3	0.2	0.1	0.1					
G70.0	0.1	0.3	0.2	0.1	0.1					
G71.0	0.1	0.3	0.2	0.1	0.1					
G72.0	0.1	0.3	0.1	0.1	0.1					
G73.0	0.1	0.3	0.1	0.1	0.1					

C Plane (°):0.0-360.0: 90.0
Test Lab: mm
Test Type: TYPE C
Temperature: 20
Operator:

Gamma Plane (°):0.0-180.0:1.0
Test Device: GPM-1600
Distance: 4.456 m
Humidity:
Inspector:



Candlepower Table (Continue 2)

Unit: cd

G\C	C0.0	C90.0	C180.0	C270.0	C360.0					
G74.0	0.1	0.2	0.1	0.1	0.1					
G75.0	0.1	0.2	0.1	0.1	0.1					
G76.0	0.1	0.2	0.1	0.1	0.1					
G77.0	0.1	0.2	0.1	0.1	0.1					
G78.0	0.1	0.2	0.1	0.0	0.1					
G79.0	0.0	0.1	0.1	0.0	0.0					
G80.0	0.0	0.1	0.1	0.0	0.0					
G81.0	0.0	0.1	0.0	0.0	0.0					
G82.0	0.0	0.1	0.0	0.0	0.0					
G83.0	0.0	0.1	0.0	0.0	0.0					
G84.0	0.0	0.1	0.0	0.0	0.0					
G85.0	0.0	0.0	0.0	0.0	0.0					
G86.0	0.0	0.0	0.0	0.0	0.0					
G87.0	0.0	0.0	0.0	0.0	0.0					
G88.0	0.0	0.0	0.0	0.0	0.0					
G89.0	0.0	0.0	0.0	0.0	0.0					
G90.0	0.0	0.0	0.0	0.0	0.0					
G91.0	0.0	0.0	0.0	0.0	0.0					
G92.0	0.0	0.0	0.0	0.0	0.0					
G93.0	0.0	0.0	0.0	0.0	0.0					
G94.0	0.0	0.0	0.0	0.0	0.0					
G95.0	0.0	0.0	0.0	0.0	0.0					
G96.0	0.0	0.0	0.0	0.0	0.0					
G97.0	0.0	0.0	0.0	0.0	0.0					
G98.0	0.0	0.0	0.0	0.0	0.0					
G99.0	0.0	0.0	0.0	0.0	0.0					
G100.0	0.0	0.1	0.0	0.0	0.0					
G101.0	0.0	0.1	0.0	0.0	0.0					
G102.0	0.0	0.1	0.0	0.0	0.0					
G103.0	0.0	0.1	0.0	0.0	0.0					
G104.0	0.0	0.1	0.0	0.0	0.0					
G105.0	0.0	0.1	0.0	0.0	0.0					
G106.0	0.0	0.2	0.0	0.1	0.0					
G107.0	0.0	0.2	0.0	0.1	0.0					
G108.0	0.0	0.2	0.0	0.1	0.0					
G109.0	0.0	0.2	0.0	0.1	0.0					
G110.0	0.0	0.2	0.0	0.1	0.0					

C Plane (°):0.0-360.0: 90.0
Test Lab: mm
Test Type: TYPE C
Temperature: 20
Operator:

Gamma Plane (°):0.0-180.0:1.0
Test Device: GPM-1600
Distance: 4.456 m
Humidity:
Inspector:



Candlepower Table (Continue 3)

Unit: cd

G\C	C0.0	C90.0	C180.0	C270.0	C360.0					
G111.0	0.0	0.3	0.0	0.1	0.0					
G112.0	0.0	0.3	0.0	0.1	0.0					
G113.0	0.1	0.3	0.0	0.1	0.1					
G114.0	0.1	0.3	0.0	0.1	0.1					
G115.0	0.1	0.3	0.0	0.1	0.1					
G116.0	0.1	0.3	0.0	0.1	0.1					
G117.0	0.1	0.3	0.0	0.1	0.1					
G118.0	0.1	0.4	0.0	0.1	0.1					
G119.0	0.1	0.4	0.0	0.1	0.1					
G120.0	0.1	0.4	0.1	0.1	0.1					
G121.0	0.1	0.4	0.1	0.1	0.1					
G122.0	0.2	0.4	0.1	0.1	0.2					
G123.0	0.2	0.4	0.1	0.1	0.2					
G124.0	0.2	0.4	0.1	0.1	0.2					
G125.0	0.2	0.5	0.1	0.1	0.2					
G126.0	0.2	0.6	0.1	0.2	0.2					
G127.0	0.2	0.7	0.1	0.2	0.2					
G128.0	0.2	0.7	0.1	0.2	0.2					
G129.0	0.2	0.8	0.1	0.2	0.2					
G130.0	0.2	0.8	0.2	0.2	0.2					
G131.0	0.2	0.9	0.2	0.2	0.2					
G132.0	0.2	0.9	0.2	0.2	0.2					
G133.0	0.2	0.9	0.2	0.2	0.2					
G134.0	0.2	0.9	0.2	0.2	0.2					
G135.0	0.3	1.0	0.2	0.2	0.3					
G136.0	0.3	1.0	0.2	0.2	0.3					
G137.0	0.3	1.0	0.2	0.2	0.3					
G138.0	0.3	1.0	0.2	0.2	0.3					
G139.0	0.3	1.0	0.2	0.2	0.3					
G140.0	0.3	1.0	0.2	0.3	0.3					
G141.0	0.3	1.0	0.2	0.3	0.3					
G142.0	0.3	1.0	0.2	0.3	0.3					
G143.0	0.3	1.0	0.2	0.3	0.3					
G144.0	0.3	1.0	0.2	0.3	0.3					
G145.0	0.3	1.0	0.2	0.3	0.3					
G146.0	0.3	1.0	0.2	0.3	0.3					
G147.0	0.3	1.0	0.2	0.3	0.3					

C Plane (°):0.0-360.0: 90.0
Test Lab: mm
Test Type: TYPE C
Temperature: 20
Operator:

Gamma Plane (°):0.0-180.0:1.0
Test Device: GPM-1600
Distance: 4.456 m
Humidity:
Inspector:



Candlepower Table (Continue 4)

Unit: cd

G\C	C0.0	C90.0	C180.0	C270.0	C360.0					
G148.0	0.3	1.0	0.2	0.3	0.3					
G149.0	0.3	1.0	0.2	0.3	0.3					
G150.0	0.3	1.0	0.2	0.3	0.3					
G151.0	0.3	1.0	0.2	0.3	0.3					
G152.0	0.3	1.0	0.2	0.3	0.3					
G153.0	0.3	1.0	0.2	0.4	0.3					
G154.0	0.3	1.0	0.2	0.4	0.3					
G155.0	0.3	0.9	0.2	0.4	0.3					
G156.0	0.3	0.9	0.2	0.4	0.3					
G157.0	0.3	0.8	0.2	0.4	0.3					
G158.0	0.3	0.7	0.2	0.4	0.3					
G159.0	0.3	0.7	0.2	0.4	0.3					
G160.0	0.2	0.6	0.2	0.4	0.2					
G161.0	0.2	0.6	0.2	0.4	0.2					
G162.0	0.2	0.5	0.2	0.4	0.2					
G163.0	0.2	0.5	0.2	0.4	0.2					
G164.0	0.2	0.4	0.2	0.4	0.2					
G165.0	0.2	0.4	0.2	0.4	0.2					
G166.0	0.2	0.3	0.2	0.4	0.2					
G167.0	0.2	0.2	0.2	0.3	0.2					
G168.0	0.2	0.2	0.2	0.3	0.2					
G169.0	0.2	0.2	0.1	0.3	0.2					
G170.0	0.2	0.2	0.1	0.3	0.2					
G171.0	0.2	0.2	0.1	0.3	0.2					
G172.0	0.1	0.1	0.1	0.3	0.1					
G173.0	0.1	0.1	0.1	0.2	0.1					
G174.0	0.1	0.1	0.1	0.2	0.1					
G175.0	0.1	0.1	0.1	0.2	0.1					
G176.0	0.1	0.1	0.1	0.2	0.1					
G177.0	0.1	0.1	0.2	0.1	0.1					
G178.0	0.2	0.1	0.2	0.1	0.2					
G179.0	0.2	0.1	0.2	0.1	0.2					
G180.0	0.2	0.1	0.2	0.1	0.2					

C Plane (°):0.0-360.0: 90.0
Test Lab: mm
Test Type: TYPE C
Temperature: 20
Operator:

Gamma Plane (°):0.0-180.0:1.0
Test Device: GPM-1600
Distance: 4.456 m
Humidity:
Inspector: